

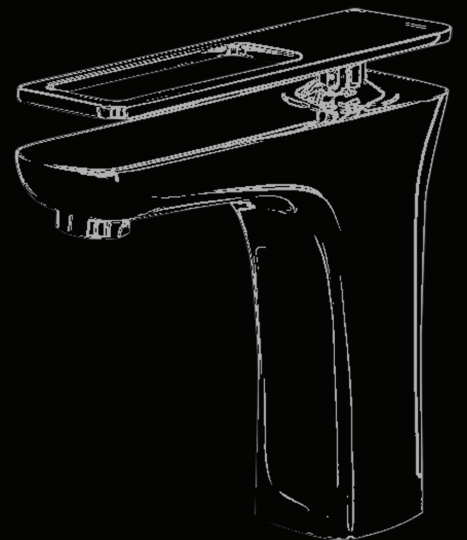
**TIMELESS**

STYLE

PERFORMANCE

VALUE

**CRESTIAL**<sup>®</sup>  
Wasser Musik



## **CRESTIAL®**

BRAND INTRODUCTION	2
FOUNDER	3
BRAND PERSONALITY	4
BRAND PROMISE	5
BRAND STORY	6
BRAND PRESENCE	7
BRAND FEATURES	8
BRAND ASSURANCE	9

## **PRODUCTS**

### **BATHROOM COLLECTION**

REFLECTION	12
KLAUS <sup>2</sup>	14
EINS <sup>+</sup>	16
THERMOSTATIC MIXER	19
MANUAL DIVERTER	19
VISION T	20
VISION A	22
LiNK	24
IMAGE	26
SHOWER RAIL ASSEMBLY	28
TRITONE	29
VITA	30
MISCELLANEOUS	38
BATHROOM ACCESSORIES	40

### **KITCHEN COLLECTION** 44

CRESTIAL products  
create music out of water

## Wasser Musik

---

Fads come and go. Yet CRESTIAL  
remains contemporary and stylish.  
It is the essence of our brand:

**TIMELESS**

## BRAND

# Introduction

---

### MARKET POTENTIAL

Lifestyle needs of Asia's growing middle class, and the increased presence of international hotel brands, properties and projects are transforming the traditional bathroom and accessories industry.

### BACKED BY EXPERTISE

The founding team of S U M Int'l who owns the CRESTIAL trademark has more than 30 years of track record in the faucet industry and reputation for growing brands by leveraging industry knowledge and relevant experience.

### AN INTERNATIONAL BRAND

A Singapore brand with international appeal and German heritage, CRESTIAL is poised to make a difference and our presence felt in the future of Lifestyle, Home Décor and Design, Buildings and Home Supplies.

BRAND FOUNDER: GERMAN

BRAND ORIGIN: SINGAPORE



FOUNDER

## Peter Klaus Hoffmann



CRESTIAL has a German Heritage, tradition of passion and love for performance. It all began with Peter Klaus Hoffmann, the man who founded CRESTIAL and made Style, Performance and Value synonymous with it.

Hoffmann's early career was in the automotive industry, holding technical, sales and management positions. His foray into the faucet industry began in 1979 as the Area Manager of a key German faucet brand, where he was based in Singapore, responsible for the Far East / Australasia Region. Within 15 years, he promoted, marketed and provided technical support for this German brand to a market leader position in Asia.

In 1995, he decided to become independent and pursued his passion for this industry by creating his own company S U M International Pte Ltd, registered in Singapore.

With the support and diligence of his Singaporean co-founders Angela Ho and Doris Tan, the team established CRESTIAL in year 2000 as a contender to leading brands and a leader among generic brands.

# BRAND PERSONALITY

## SINCERE

Conduct based on sincerity and a sense of propriety

## UNDERSTATED

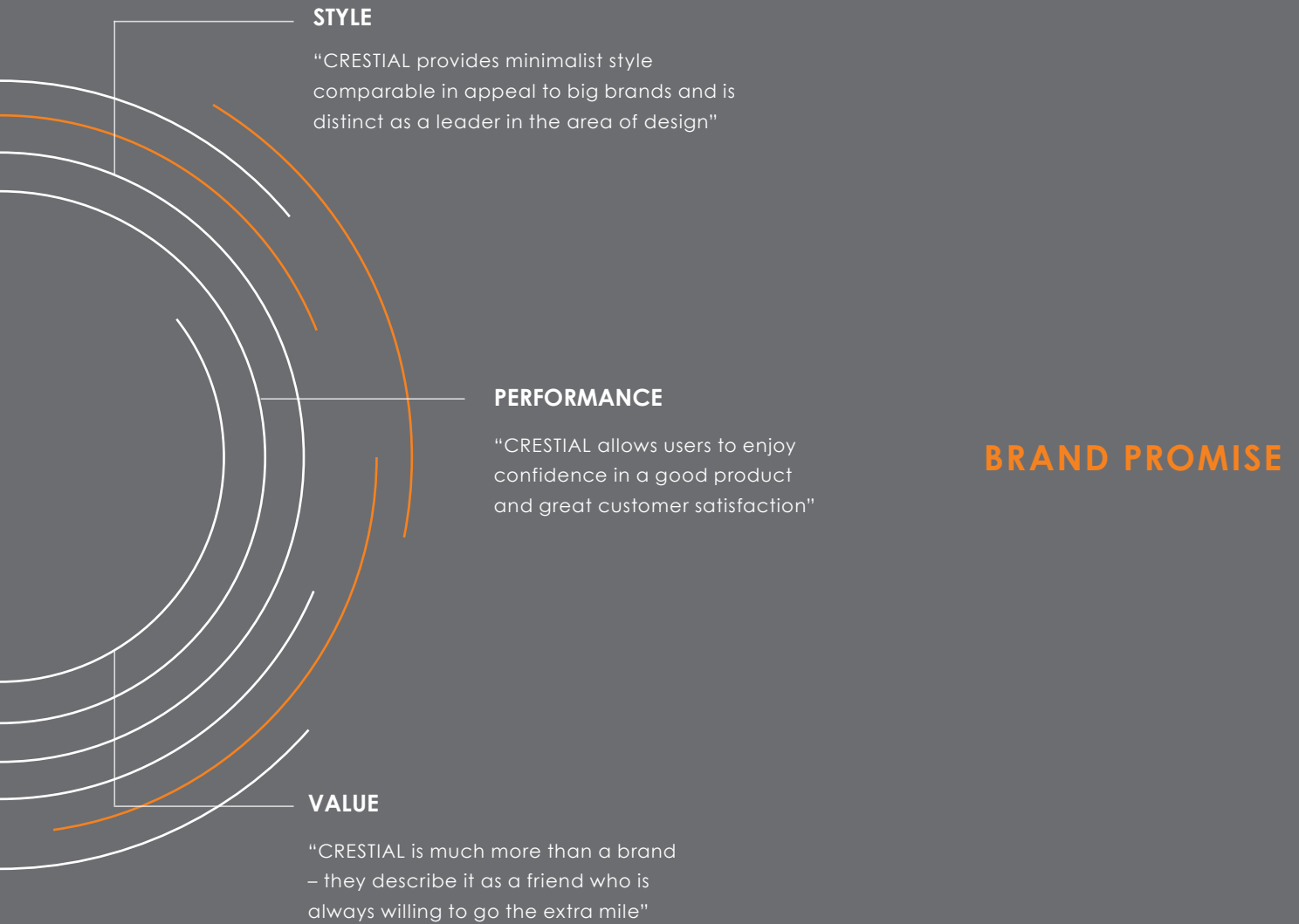
Quietly confident without trying to attract attention or over promise

## MINDFUL

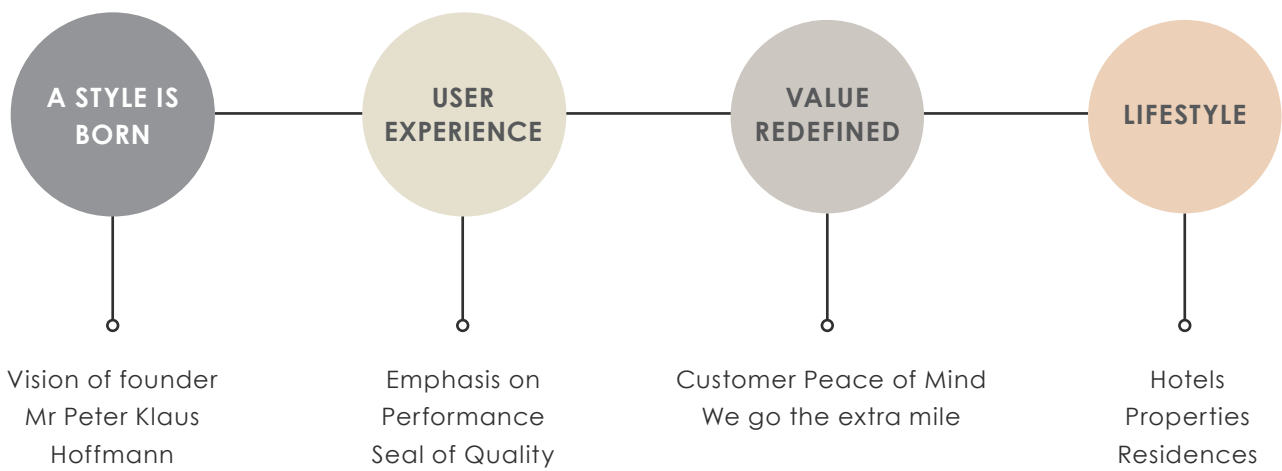
Attentive and mindful of customers needs



Here's how our customers define the CRESTIAL brand promise:



## BRAND STORY



## BRAND PRESENCE

We have grown since 2000. CRESTIAL has presence in:

- Cambodia
- Germany
- India
- Indonesia
- Japan
- Malaysia
- Maldives
- New Zealand
- Philippines
- Qatar
- Saudi Arabia
- Singapore
- South Africa
- South Korea
- UAE
- Vietnam



## BRAND FEATURES



### CRESTIAL WASSER MUSIK

"Low decibels" no noise intrusion faucets.



### CRESTIAL EASY INSTALLATION

With a minimum of parts and no special tools needed. CRESTIAL mixers allow for quick, first time right no-fuss installation.



### CRESTIAL SUNDANCE CHROME

surface finish. Clearly brilliant and durable. Built on substrata of perfectly polished brass. Protective nickel and durable chrome is electroplated for a lasting surface finish.



### CRESTIAL MIXERS - VELVET TO THE TOUCH

Smooth, light to the touch adjustment of water temperature and flow volume. Wide Comfort Zone for temperature. Guaranteed by long life (tested to 500, 000 cycles) low friction ceramic discs.



### CRESTIAL ENVIRON PRO

Faucets and showers are designed to minimize water and energy consumption. Achieved by using water saving device like constant flow regulators (CFR). Ultra-fine misty shower sprays and Air Dynamics showers also help to save these two critical resources.



### CRESTIAL VITA SHOWERS

Infinite spray options, from massaging to wide spray, to fine mist. Think of a friendly drizzle up to a real cool shower downpour. EasyClean nozzles allow the easy removal of limescale deposits by simply rubbing the nozzles. Air Dynamics showers combine the Air + Water Technology to ensure luxurious sprays and yet conserve water. Self-cleaning anti-limescale showers are ideal for areas with hard water.



# BRAND ASSURANCE

## APPROVALS

CRESTIAL products are environmentally friendly. They are backed by people who are committed to performance and excellence. Water is the most precious resource and CRESTIAL products perform well, even while they conserve water needed in everyday life.

CRESTIAL faucets and showers are designed with focus on water conservation and excel in water saving initiatives such as Korea Eco Label and Singapore WELS (Water Efficiency Labelling Scheme) issued by Singapore national water board - PUB.

This scheme registers and certifies the water efficiency of products in compliance to water flow ratings / guidelines in accordance to terms and conditions set by PUB. For more information, please visit website [www.pub.gov.sg/wels](http://www.pub.gov.sg/wels)

## TYPE OF APPROVALS OBTAINED

CRESTIAL products are tested / certified by TÜV-SÜD-PSB lab and conform to the following standards:

BS EN 817 - Mechanical Characteristics

CRESTIAL products embody the virtue of performance.

Pass and surpass torsion, strength, leak tightness and endurance tests.

BS EN 248 - Corrosion Resistance Test

CRESTIAL SUNDANCE CHROME is brilliant and durable. Pass 200 hours of NSS test with no sign of degradation.

BS 6920 - Non-Metallic Materials Effect on Water Test

AS/NZS 4020 - Metal Toxicity Test

CRESTIAL uses quality material and components. Parts in contact with water conform to the World Health Organization guidelines for drinking water quality.

AZ/NZS 3662 - Shower Performance (Flow Rate Requirements for Water Efficiency Labelling)

BS EN 817 - Hydraulic Characteristics (Flow Rate Requirements for Water Efficiency Labelling)

CRESTIAL products are ENVIRON PRO. Achieved by meticulous design and application of constant flow regulation technology employed in most mixers and showers.



CRESTIAL SEAL OF QUALITY

## CERTIFICATIONS



PSB Singapore

TÜV-SÜD-PSB  
CERTIFIED



SINGAPORE WELS  
CERTIFIED



Water for All: Conserve, Value, Enjoy



## QUALITY EUROPEAN COMPONENTS



flow, stop and go®





**SERIES REFLECTION**

Reflection - echo elegance and design finesse



**SERIES EINS+**

Eins+ - minimalist in design, yet modern and clean looking



**SERIES IMAGE**

Image - just the right image, sleek and slim with nice contours





### SERIES **KLAUS<sup>2</sup>**

Klaus<sup>2</sup> - emphasis on ergonomics and ease of operation



### SERIES **VITA**

Vita - showers that give you vitality

## **Bathroom** collection

CRESTIAL Collection of bathroom faucets, showers and accessories, will inspire you to transform your bathroom into an oasis of serene and relaxed ambience. High quality faucets from modern elegant to the classic minimalist style.

Complement that with Vita luxurious big rain headshowers and handshowers with adjustable multi-function sprays ranging from wide to massaging to fine misty spray. Showers with self-cleaning anti-limescale feature makes showering a breeze.

Essentials wire baskets that save space and hold your toiletries in the shower room.

Be inspired and make your bathroom the timeless space.

# SERIES REFLECTION

---

Reflection faucets that elevate the aesthetic level of the design, reflecting the form and proportion, that echo elegance and design finesse. High grade brass bodies and first rate European mechanical components contribute to its durability. So does electroplating conforming to our Sundance chrome standard. Confidently backed by CRESTIAL standard warranty.



**C33184**  
Basin mixer without  
pop-up waste



**C33185**  
Basin mixer with  
pop-up waste



**C33187**  
Extended height  
basin mixer without  
pop-up waste



**C33271**  
Bidet mixer with  
pop-up waste



**C33551**  
Exposed shower  
mixer



**C33554**  
Exposed bath  
shower mixer, auto  
lockable diverter



**C28081**  
Shower assembly set with C28536 headshower and C28136 handshower, auto diverter



**C28082**  
Shower assembly set with C28550 headshower and C28139 handshower, auto diverter



**C33551+C43071**  
Shower assembly set with C28550 headshower and C28139 handshower, auto diverter



**C33554+C43071**  
Bath shower assembly set with C28550 headshower and C28139 handshower, auto diverter



Vertical or horizontal, as you like it

**C33961**  
Concealed shower mixer  
123x183mm



**C33962**  
Concealed bath shower mixer, auto diverter  
123x183mm

# SERIES KLAUS<sup>2</sup>

---

Klaus<sup>2</sup> faucets - the emphasis is on ergonomics and ease of operation. The three dimensional interpretation of this design concept is a bold combination of rectangles and cylindrical elements.

Complete the look with a flat smooth handle with its unique sphere and spring mechanism design, that prevents water from seeping into the faucet.

Another CRESTIAL hallmark of **STYLE • PERFORMANCE • VALUE**



**C33132**  
Basin mixer without  
pop-up waste,  
vandal proof  
aerator



**C33132+C18000**  
Basin mixer without  
pop-up waste +  
Faucet column for  
freestanding basin



**C33133**  
Basin mixer with  
pop-up waste,  
vandal proof  
aerator



**C33133+C18000**  
Basin mixer with  
pop-up waste +  
Faucet column for  
freestanding basin



**C33921+C13110**  
Wall mounted basin  
mixer



**C20321**  
3-hole basin mixer  
with pop-up waste,  
swivel spout



**C20420**  
3-hole wall mounted  
basin mixer




**C33231**  
Bidet mixer with  
pop-up waste





**C33511**  
Exposed shower mixer



**C33514**  
Exposed bath shower mixer, auto lockable diverter



**C33511+C43052**  
Shower assembly set with C28528 headshower and C28106 handshower, auto diverter



**C33514+C43053**  
Bath shower assembly set with C28528 headshower and C28106 handshower, auto diverter



**C33611**  
Floor mounted bath shower mixer with C28106 handshower, manual diverter, swivel spout



**C20520**  
4-hole bath shower mixer with C28100 handshower, auto diverter, swivel spout



**C20521**  
4-hole bath shower mixer with C28104 handshower, auto diverter, swivel spout



**C33921**  
Concealed shower mixer 90x90mm



**C33922**  
Concealed bath shower mixer, auto diverter 113x172mm



**C20221**  
Concealed valve (H)



**C20222**  
Concealed valve (C)

# SERIES EINS<sup>+</sup>

---

Eins<sup>+</sup> faucets - eins is German for No. 1, plus more. Minimalist in design, yet modern and clean looking, mixers that are user friendly and it encompasses our passion for engineering precision and quality.

Other design features are equally tangible : solid brass elegant lever handles that feel good to hold. Precision machined brass body and spout that removes all superfluous material to achieve the perfect shape. No unessential radius at the spout body interface. The epitome of minimalist, modern and clean looking.

CRESTIAL Environ Pro mixers, designed to minimize water and energy consumption, with water saving device like constant flow regulators, to the required flow rate.



**C33102**  
Basin mixer without  
pop-up waste,  
vandal proof  
aerator



**C33102+C18000**  
Basin mixer without  
pop-up waste +  
Faucet column for  
freestanding basin



**C33103**  
Basin mixer with  
pop-up waste,  
vandal proof  
aerator



**C33103+C18000**  
Basin mixer with  
pop-up waste +  
Faucet column for  
freestanding basin



**C33152**  
Basin mixer without  
pop-up waste



**C33153**  
Basin mixer with  
pop-up waste



**C33157**  
Extended height  
basin mixer without  
pop-up waste



**C33774**  
Basin mixer with  
pop-up waste,  
swivel spout



**C20301**  
3-hole basin mixer  
with pop-up waste,  
swivel spout



**C20400**  
3-hole wall mounted  
basin mixer




**C33981+C13085**  
Wall mounted basin  
mixer, vandal proof  
aerator



**C33981+C13105**  
Wall mounted basin  
mixer



**C33201**  
Bidet mixer with  
pop-up waste




**C33571**  
Exposed shower  
mixer



**C33574**  
Exposed bath  
shower mixer, auto  
lockable diverter



**C33571+C43061**  
Shower assembly  
set with C28537  
headshower and  
C28104 handshower,  
auto diverter



**C33574+C43062**  
Bath shower assembly  
set with C28537  
headshower and  
C28104 handshower,  
auto diverter



**C33421**  
3-hole bath shower  
mixer with C28100  
handshower, auto  
diverter, swivel  
spout



**C20500**  
4-hole bath shower  
mixer with C28100  
handshower, auto  
diverter, swivel  
spout



**C20501**  
4-hole bath shower  
mixer with C28104  
handshower, auto  
diverter, swivel  
spout

# SERIES EINS<sup>+</sup>



**C33601**  
Floor mounted bath shower mixer with C28104 handshower, manual diverter, swivel spout



**C33981**  
Concealed shower mixer  
Ø80mm



**C33984**  
Concealed shower mixer  
Ø120mm



**C33986**  
Concealed shower mixer  
90x90mm



**C33988**  
Concealed shower mixer  
Ø110mm



**C33994**  
Concealed shower mixer  
Ø150mm



**C33983**  
Concealed bath shower mixer, auto diverter  
Ø150mm



**C33987**  
Concealed bath shower mixer, auto diverter  
113x172mm



**C33989**  
Concealed bath shower mixer, auto diverter  
123x183mm



**C20201**  
Concealed valve (H)



**C20202**  
Concealed valve (C)

# THERMOSTATIC MIXER

CRESTIAL thermostatic mixer, sleek and minimalist in design, allows you to shower in comfort, in your desired temperature and without worrying about fluctuation of pressure. In the event of cold water supply failure, the flow of hot water will stop.

## C34102

Thermostatic exposed shower mixer



### Cool to touch

The thermostatic mixer body is designed in such a manner that the hot water channel is not in contact with the surface. Cool for kids.



### Save water

With the integrated eco-function, reduction of up to 50% water consumption can be achieved. If higher flow rate is required, simply press and override the eco button.



### Safety function

The integrated 38°C safety stop button, ensures that you have an enjoyable showering experience. No accidental scalding when adjusting the temperature. Override the safety button if you prefer higher water temperature.

# MANUAL DIVERTER

## C29006

Manual diverter

Easily choose between 3 different functions with just a simple twist of the handle. A concealed shower mixer will handle the temperature and volume control. A plug is supplied if only 2 outlets are required.



# SERIES VISION T

---

Vision T faucet series - visionary in design. We create the boldness, the strength and sensuality of this series, all rolled into one. Complete with a solid looking handle. Uncompromising CRESTIAL quality. When you make great faucets, you don't need to make a big fuss.



**C33172**  
Basin mixer without  
pop-up waste



**C33172+C18000**  
Basin mixer without  
pop-up waste +  
Faucet column for  
freestanding basin



**C33173**  
Basin mixer with  
pop-up waste



**C33173+C18000**  
Basin mixer with  
pop-up waste +  
Faucet column for  
freestanding basin



**C33261**  
Bidet mixer with  
pop-up waste



**C33541**  
Exposed shower  
mixer



**C33544**  
Exposed bath  
shower mixer, auto  
lockable diverter





**C28072**  
Shower assembly set with C28536 headshower and C28136 handshower, auto diverter



**C28073**  
Shower assembly set with C28537 headshower and C28134 handshower, auto diverter



**C33541+C43046**  
Shower assembly set with C28537 headshower and C28134 handshower, auto diverter



**C33544+C43045**  
Bath shower assembly set with C28536 headshower and C28136 handshower, auto diverter



**C33411**  
3-hole bath shower mixer with C28103 handshower, auto diverter, swivel spout



**C33951**  
Concealed shower mixer  
Ø110mm



**C33953**  
Concealed shower mixer  
Ø150mm



**C33952**  
Concealed bath shower mixer, auto diverter  
123x183mm



**C33954**  
Concealed bath shower mixer, auto diverter  
Ø150mm

# SERIES VISION A

---

Vision A faucet series - to complement and also another option to our Vision T series.

We have Vision A mixers with a slimmer looking handle for those who prefer more subtle tone in the bathroom.



**C33162**  
Basin mixer without  
pop-up waste



**C33162+C18000**  
Basin mixer without  
pop-up waste +  
Faucet column for  
freestanding basin



**C33163**  
Basin mixer with  
pop-up waste



**C33163+C18000**  
Basin mixer with  
pop-up waste +  
Faucet column for  
freestanding basin



**C33251**  
Bidet mixer with  
pop-up waste



**C33531**  
Exposed shower  
mixer



**C33534**  
Exposed bath  
shower mixer, auto  
lockable diverter



**C28062**  
Shower assembly set with C28536 headshower and C28136 handshower, auto diverter



**C28063**  
Shower assembly set with C28537 headshower and C28134 handshower, auto diverter



**C33531+C43046**  
Shower assembly set with C28537 headshower and C28134 handshower, auto diverter



**C33534+C43045**  
Bath shower assembly set with C28536 headshower and C28136 handshower, auto diverter



**C33621**  
Floor mounted bath shower mixer with C28103 handshower, manual diverter, swivel spout



**C33401**  
3-hole bath shower mixer with C28103 handshower, auto diverter, swivel spout



**C33941**  
Concealed shower mixer  
Ø110mm



**C33943**  
Concealed shower mixer  
Ø150mm



**C33942**  
Concealed bath shower mixer, auto diverter  
123x183mm



**C33944**  
Concealed bath shower mixer, auto diverter  
Ø150mm

# SERIES LiNK

---

LiNK faucets - designed with focus on efficiency and subtlety. Compact and slim, go hand in hand with flawless simplicity and timeless beauty. It also features a bath mixer that allows the spout to be tucked away in the mixer body when not in use. High purity raw materials and top flight mechanical components ensure the product quality conform to CRESTIAL standard as well as in respect to eco friendly specification.



**C33192**  
Basin mixer without  
pop-up waste,  
swivel aerator



**C33193**  
Basin mixer with  
pop-up waste,  
swivel aerator



**C33281**  
Bidet mixer with  
pop-up waste



**C33501**  
Exposed shower  
mixer



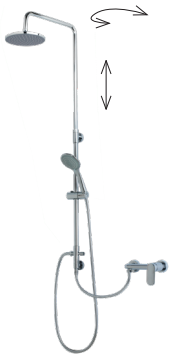
**C33504**  
Exposed bath  
shower mixer,  
manual diverter



The spout is tucked in  
during showering to save  
space



Swivel aerators - aerators in  
LiNK basin mixers and exposed  
bath shower mixer can be  
adjusted to allow slight  
adjustment to flow direction



**C33501+C43045**  
Shower assembly set with C28536 headshower and C28136 handshower, auto diverter



**C33504+C43046**  
Bath shower assembly set with C28537 headshower and C28134 handshower, auto diverter



**C33631**  
Floor mounted bath shower mixer with C28104 handshower, manual diverter, swivel spout



**C33971**  
Concealed shower mixer  
Ø150mm



**C33973**  
Concealed shower mixer  
Ø110mm



**C33972**  
Concealed bath shower mixer, auto diverter  
Ø150mm



**C33974**  
Concealed bath shower mixer, auto diverter  
123x183mm



**C20225**  
Concealed valve (H)



**C20226**  
Concealed valve (C)

# SERIES IMAGE

---

Series Image - just the right image, sleek and slim with nice contours. Image faucets are created to complement any bathroom environment. Produced with quality brass material, brilliant Sundance chrome surface finish and confidently back by CRESTIAL standard warranty. Image faucets are designed to accommodate water saving devices to the required water flow rate in compliance with any eco-friendly regulations. Enjoy and uplift the image of your bathrooms.



**C33122**  
Basin mixer without  
pop-up waste



**C33126**  
Basin mixer without  
pop-up waste +  
Faucet column for  
freestanding basin



**C33123**  
Basin mixer with  
pop-up waste



**C33127**  
Basin mixer with  
pop-up waste +  
Faucet column for  
freestanding basin



**C33561**  
Exposed shower  
mixer



**C33564**  
Exposed bath  
shower mixer, auto  
lockable diverter



**C33561+C43045**  
Shower assembly  
set with C28536  
headshower and  
C28136 handshower,  
auto diverter



**C33564+C43046**  
Bath shower assembly  
set with C28537  
headshower and  
C28134 handshower,  
auto diverter





**C33641**  
Floor mounted bath shower mixer with C28136 handshower, manual diverter, swivel spout



**C33431**  
3-hole bath shower mixer with C28104 handshower, auto diverter, swivel spout



**C33911**  
Concealed shower mixer  
Ø110mm



**C33913**  
Concealed shower mixer  
Ø150mm



**C33912**  
Concealed bath shower mixer, auto diverter  
123x183mm



**C33914**  
Concealed bath shower mixer, auto diverter  
Ø150mm

# SHOWER RAIL ASSEMBLY

Shower rail assembly sets that offer different options of handshower and headshower combinations. Can be fitted with any CRESTIAL exposed mixer or concealed shower mixer with wall union.

The brass shower rail is designed to allow adjustment of the shower arm - to swivel at any angle, so every individual can enjoy the showering experience, and especially useful for small shower areas. In addition, the height of the headshower can be adjusted, before and after installation. Comes with an adjustable shower holder that allows the easy reach of the handshower at any time.

Another great feature is that the rail comes with an automatic diverter. Once the mixer is turned off, it automatically goes back to original position, thus ensuring the next user will not be caught by surprise.



**C43045**  
Shower assembly set with C28536 headshower and C28136 handshower, auto diverter



**C43046**  
Shower assembly set with C28537 headshower and C28134 handshower, auto diverter



**C43047**  
Shower assembly set with C28528 headshower and C28105 handshower, auto diverter



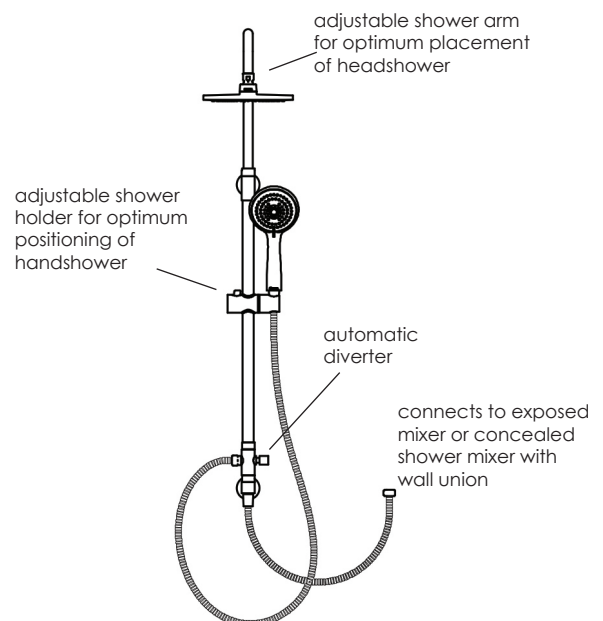
**C43048**  
Shower assembly set with C28524 headshower and C28105 handshower, auto diverter



**C43049**  
Shower assembly set with C28536 headshower and C28138 handshower, auto diverter



**C43071**  
Shower assembly set with C28550 headshower and C28139 handshower, auto diverter



# SERIES TRITONE

---

Tritone faucets - the modern take on cross handles series with three prong handles. Classical design with brass ceramic headparts made in Germany, with easy quarter turn for maximum water flow. Clean and minimalist in style.



**C20311**  
3-hole basin mixer  
with pop-up waste,  
swivel spout



**C20410**  
3-hole wall mounted  
basin mixer



**C20510**  
4-hole bath shower  
mixer with C28104  
handshower, auto  
diverter, swivel  
spout



**C20566**  
Floor mounted bath  
shower mixer with  
C28104 handshower,  
manual diverter,  
swivel spout



**C20203**  
Concealed valve (H)



**C20204**  
Concealed valve (C)

# SERIES VITA

Vita - showers that give you vitality.

Vita headshowers and handshowers that jet out invigorating sprays from massage, misty, champagne, wide and ultra-fine spray patterns.

Misty spray showers generate minute vapour like droplets of water and when in contact with air, plus with the velocity of the spray which draws in more air, give the amazing cooling effect. After a strenuous workout session, enjoy the misty spray and you will be quickly restored to your temperate self.

Most Vita showers come with EasyClean nozzles, allowing easy clearing of deposits caused by calcification just by rubbing the nozzles.


Vita showers can be fitted with water saving device such as constant flow regulator (CFR) to the desire flow rate as required.




WIDE




MISTY



MASSAGE



CHAMPAGNE



AIR DYNAMICS



**C28100**  
Handshower  
Brass



**C28103**  
Handshower



**C28104**  
Handshower



**C28105**  
Handshower



**C28106**  
Handshower



**C28118**  
Handshower



**C28110**  
Handshower  
Removable spray  
face



**29901**  
Bio-ceramic balls  
(optional)



**C28126**  
Handshower



**C28127**  
Handshower  
Massage, Wide,  
Champagne



**C28130**  
Handshower  
White Spray Face  
Massage, Wide



**C28134**  
Handshower  
Massage, Wide




**C28136**  
Handshower  
Massage, Wide



**C28135**  
Handshower  
Massage, Wide,  
Misty, Pause  
Function



**C28137**  
Handshower  
Massage, Wide,  
Misty





Misty spray - minute, vapour like droplets  
of water that cools like a mist



**C28139**  
Handshower  
Massage, Wide

Press button to  
select spray mode



# SERIES VITA




Air Dynamics - luxurious sprays and yet conserve water through the Air + Water technology. When air is sucked into the jet mechanism, and combines with water, the water droplets become voluminous and bubbly. Means effectively less water is being used.

**C28138**  
Handshower  
Air Dynamics

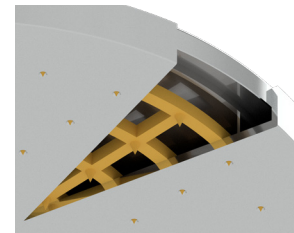


**C28536**  
Headshower  
Air Dynamics,  
Ø200x11mm



Anti-limescale feature  
Nozzles self clean when  
changing shower modes

**C28140**  
Handshower  
Massage, Wide, Champagne  
Self cleaning (anti-limescale)  
This handshower comes with multi spray functions and each time you change the sprays to massage or champagne, the internal mechanism will be activated to clean the nozzles.



Anti-limescale feature  
Nozzles self clean everytime  
water is turned off.

**C28534**  
Headshower  
Self cleaning (anti-limescale)  
Ø224x13mm  
This headshower comes with the mechanism that automatically cleans the nozzles each time you turn off the water, thus preventing the build up of lime scale.



**C28511**  
Headshower  
Brass,  
Ø200x13mm



**C28517**  
Headshower  
Brass,  
Ø250x13mm



**C28535**  
Headshower  
White spray face,  
Ø260x17mm



**C28537**  
Headshower  
Ø200x10mm



**C28538**  
Headshower  
Stainless steel,  
Ø300x2mm



**C28539**  
Headshower  
Ø230x5mm



**C28523**  
Headshower  
Brass,  
200x200x10mm



**C28524**  
Headshower  
360x240x15mm



**C28527**  
Headshower  
Brass,  
295x295x7mm



**C28528**  
Headshower  
200x200x10mm



**C28529**  
Headshower  
Stainless steel,  
300x300x2mm



**C28550**  
Headshower  
242x242x11mm



**C28513**  
Headshower  
Massage, Wide  
Ø75x61mm



**C28531**  
Headshower  
Massage, Wide,  
Misty  
Ø96x29mm



**C28400**  
Shower bar  
660mm length



**C28402**  
Shower bar  
610mm length

# SERIES VITA

---



**C28404**  
Shower bar  
660mm length



**C28407**  
Shower bar  
800mm length  
Variable length for  
installation



**C28411**  
Shower bar  
685mm length



**C28417**  
Shower bar  
684mm length

---



**C27002**  
Shower bar set with  
C28404 shower bar,  
C28134 handshower  
and C28302 shower  
hose



**C27004**  
Shower bar set with  
C28407 shower bar,  
C28136 handshower  
and C28302 shower  
hose



**C27005**  
Shower bar set with  
C28404 shower bar,  
C28135 handshower  
and C28302 shower  
hose



**C27006**  
Shower bar set with  
C28411 shower bar,  
C28134 handshower  
and C28302 shower  
hose

---



**C28600**  
Shower arm  
370mm length,  
in 2 sections, for optional  
lengths of 130, 250 or  
370mm.  
Ø60mm flange



**C28603**  
Shower arm  
364mm length,  
60x60mm flange



**C28604**  
Shower arm  
160mm length,  
Ø60mm flange



**C28605**  
Shower arm  
310mm length,  
Ø60mm flange





**C28606**  
Shower arm  
154mm length,  
60x60mm flange



**C28607**  
Shower arm  
304mm length,  
60x60mm flange



**C28611**  
Shower arm  
200mm length,  
55x55mm flange



**C28621**  
Shower arm  
160mm projection,  
Ø60mm flange



**C28622**  
Shower arm  
324mm projection,  
Ø60mm flange



**C28624**  
Shower arm  
320mm projection,  
Ø53mm flange



**C28625**  
Shower arm  
400mm projection,  
Ø60mm flange



**C28626**  
Shower arm  
394mm projection,  
60x60mm flange



**C28628**  
Shower arm  
396mm projection,  
Ø53mm flange



**C28629**  
Shower arm  
318mm projection,  
60x60mm flange



**C28631**  
Shower arm  
344mm projection,  
60x60mm flange

# SERIES VITA

---



**C28208**  
Handshower holder



**C28216**  
Handshower holder



**C28217**  
Handshower holder



**C28220**  
Handshower holder



**C28201**  
Wall union



**C28203**  
Wall union



**C28204**  
Wall union



**C28211**  
Wall union with  
Handshower holder



**C28212**  
Wall union with  
Handshower holder



**C28213**  
Wall union with  
Handshower holder



**C28308**  
Shower hose  
2000mm length



**C28300**  
Shower hose  
1500mm length



**C28302**  
Shower hose  
1500mm length,  
anti-twist



**C28303**  
Shower hose  
1200mm length



**C28306**  
Shower hose  
500mm length,  
anti-twist



**C28310**  
Shower hose  
1500mm length,  
anti-twist, silver  
appearance plastic  
hose



**C43131**  
Soap tray



**C43132**  
Soap tray



**C43133**  
Soap tray


# MISCELLANEOUS

---

Miscellaneous - wide selection of complementary items from taps to valves, spouts and waste system as well as trigger spray. Consciously made available in different variations to suit every individual needs, tastes and budget.



**C13085**  
Spout



**C13105**  
Spout



**C13100**  
Bath spout



**C13110**  
Bath spout



**C20101**  
Pillar tap



**C20107**  
Pillar tap



**C20110**  
Pillar tap



**C20103**  
Bib tap



**C20104**  
Bib tap



**C11001**  
Trigger spray set



**C22003**  
Angle valve for deck  
mounted mixer only




**C22100**  
Shower valve



**C22101**  
Shower valve



**C23002**  
Bottle trap



**C23005**  
Bottle trap



**C23010**  
Bottle trap



**C23501**  
Push button waste  
with overflow



**C23503**  
Push button waste



**C23505M**  
Push button waste  
with overflow



**C23507M**  
Push button waste



**C23800**  
Push button waste  
(bath)


# BATHROOM ACCESSORIES

---

Bathroom accessories consisting of Grace 1, Grace 2, Joy and Essentials will complement any bathroom with the effect of minimalist and sleek look. Accessories from space saving corner wire baskets to options of single robe hooks or double robe hooks, paper holders with cover and without cover.




**A01101**  
Grace 1  
Towel rail  
590mm length




**A02101**  
Grace 1  
Towel rack  
590mm length



**A04101**  
Grace 1  
Robe hook



**A04121**  
Grace 1  
Robe hook



**A04123**  
Grace 1  
Robe hook



**A06101**  
Grace 1  
Paper holder  
without cover



**A06151**  
Grace 1  
Paper holder with  
cover



**A01201**  
Grace 2  
Towel rail  
580mm length



**A03201**  
Grace 2  
Towel holder



**A04201**  
Grace 2  
Robe hook



**A06201**  
Grace 2  
Paper holder  
without cover



**A06251**  
Grace 2  
Paper holder with  
cover



**A01401**  
Joy  
Towel rail  
600mm length



**A01402**  
Joy  
Towel rail  
600mm length



**A02401**  
Joy  
Towel rack  
600mm length



**A03401**  
Joy  
Towel ring



**A04421**  
Joy  
Robe hook



**A06451**  
Joy  
Paper holder with  
cover



**A05301**  
Essentials  
Wire basket



**A05311**  
Essentials  
Wire basket



**A05351**  
Essentials  
2-tier wire basket



**A06351**  
Essentials  
Paper holder with  
flat cover



### SERIES EINS+

Sleek premium sink mixer with 360° swivel spring arm, extractable dual function sprays

## Kitchen collection

At CRESTIAL we create kitchen mixers that blend with any design theme, makes washing and cleaning less of a chore after you have whipped up the gourmet dishes. Sleek premium sink mixer with 360° swivel spring arm, with extractable dual function sprays that allows you greater reach. This mixer can also be mounted on island countertop for the modern look.

Eins+ minimalist style of sink mixers, with high swivel spout for filling buckets and ease of washing in a double bowls sink.

Surface finishes range from shiny Sundance chrome to classic matt black.





**SERIES PEPITA**

A balanced composition of square and angular elements, in solid brass



**SERIES EINS+**

Trendy clean look, in classic matt black surface finish to complement all kitchen designs



**SERIES KLAUS²**

Simple and elegant for the practical you. In cylindrical body with swivel spout, matched with slim rectangular handle

# KITCHEN COLLECTION

---



**C33757**  
Klaus<sup>2</sup>  
Sink mixer, swivel  
spout



**C33758**  
Klaus<sup>2</sup>  
Sink mixer, swivel  
spout



**C33759**  
Klaus<sup>2</sup>  
Sink mixer, swivel  
spout



**C33755**  
Eins<sup>+</sup>  
Sink mixer, swivel  
spout



**C33775**  
Eins<sup>+</sup>  
Sink mixer, swivel  
spout



**C33776**  
Eins<sup>+</sup>  
Sink mixer, swivel  
spout



**C33777**  
Eins<sup>+</sup>  
Sink mixer, swivel  
spout



**C33778**  
Eins<sup>+</sup>  
Sink mixer, swivel  
spout



**C33791**  
Eins<sup>+</sup>  
Sink mixer with  
extractable 2  
function handspray,  
swivel spout



**C33795**  
Eins<sup>+</sup>  
Sink mixer with  
pull-out 2 function  
handspray, lockable  
spray mode, swivel  
spout



**C33786**  
Pepita  
Sink mixer, swivel  
spout



**C33770**  
Vision T  
Sink mixer, swivel  
spout



**C33767**  
Vision A  
Sink mixer, swivel  
spout



**C33768**  
Vision A  
Sink mixer, swivel  
spout



**C33769**  
Vision A  
Sink mixer, swivel  
spout



**C33771**  
LiNK  
Sink mixer, swivel  
spout



**C33766**  
Image  
Sink mixer, swivel  
spout



**C33777K**  
Eins+  
Sink mixer, swivel  
spout, matt black  
finish



**C33778K**  
Eins+  
Sink mixer, swivel  
spout, matt black  
finish



**CRESTIAL**<sup>®</sup>  
Wasser Musik

**SUM** International Pte Ltd

Tel: +65 6333 5323  
Fax: +65 6333 5336  
info@crestial.com



crestial.com